



**Hrvatsko asfaltno društvo**



**Croatian asphalt association**

# ***Analiza troškova tijekom životnog vijeka i utjecaj kvalitete bitumena***

## ***LCCA and the impact of bitumen quality***

**Markus Spiegl, OMV Refining & Marketing**

**Međunarodni seminar ASFALJNI KOLNICI 2017**  
International seminar ASPHALT PAVEMENTS 2017

**Opatija, 05.–06. 04. 2017.**

# Content

---

- ▶ Recap 2016 presentation
  - ▶ Utjecaj kvalitete bitumena u novom postupku projektiranja asfaltnih kolnika u Austriji (The influence of the bitumen quality in new Austrian asphalt pavement design)
- ▶ Additional product – pavement design result
- ▶ Life Cycle Costs Analysis LCCA
  - ▶ Examples – Highway (load class 10)
- ▶ Resume
- ▶ Outlook



# Recap of 2016 – New Austrian asphalt pavement design – Influencing parameters

## Traffic – heavy vehicles

- ▶ Standard collective (predetermined)
- ▶ Toll collecting data from ASFiNAG or traffic counting (resp. traffic estimation)
- ▶ Vehicle weighing data
  - ➔ **eligible depending on availability of data**

## Climate

- ▶ Climate zone I or II

## Performance related material properties

- ▶ Minimum stiffness  $S_{\min}$  Asphalt (surface, binder and base layer)
- ▶ Fatigue resistance  $\epsilon_6$  (base layer)
  - ➔ **performance declaration of asphalt producer (initial type testing)**

## Pavement structure

- ▶ Minimum bearing capacity of unbound subbase layers
- ▶ Type and thickness of unbound or bound subbase layers
- ▶ class of the unbound subbase layers according to RVS 08.15.01
  - ➔ **individual eligible**



# Recap of 2016 – New Austrian asphalt pavement design - Stiffness – Vienna Model

$$S_{mix}(T) = \frac{p}{145,0377} \cdot \left[ a \cdot \left( 1 - \frac{VMA}{100} \right) + 145,0377 \cdot 3 \cdot G_{bit}^*(T) \cdot \left( \frac{VFB \cdot VMA}{10.000} \right) \right] +$$

$$+ \frac{(1-p_c)}{145,0377} \cdot \left[ \frac{1 - \frac{VMA}{100}}{a} + \frac{VMA}{VFB \cdot 145,0377 \cdot 3 \cdot G_{bit}^*(T)} \right]^{-1}$$

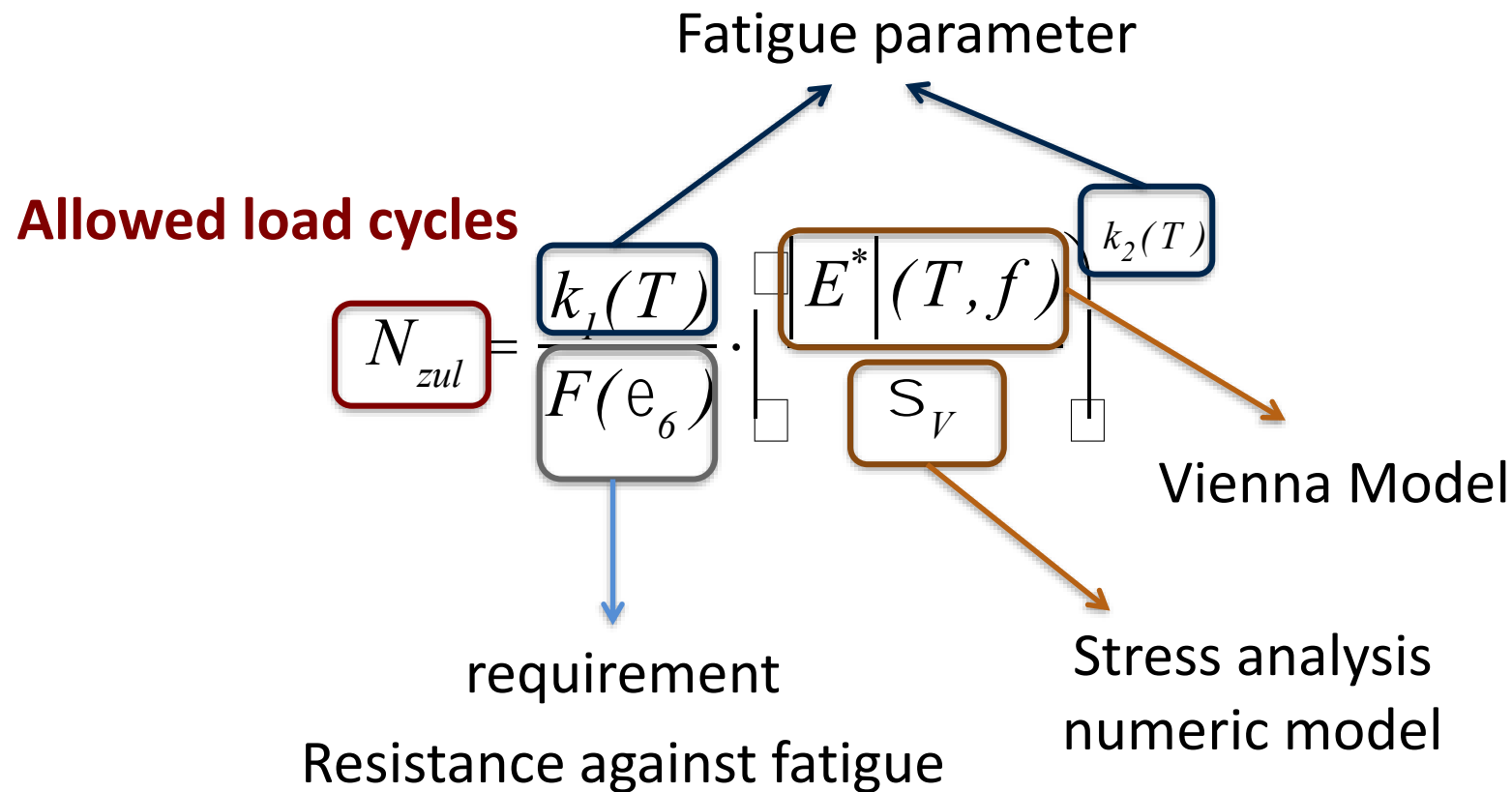
$$p = \frac{b + \frac{VFB \cdot 145,0377 \cdot 3 \cdot G_{bit}^*(T)^c}{VMA}}{d + \frac{VFB \cdot 145,0377 \cdot 3 \cdot G_{bit}^*(T)^c}{VMA}}$$

- **Volumetric property** of the asphalt
- **Bitumen stiffness  $G^*$**  at the relevant Temperature & loading frequency
- **Dynamic stiffness  $S_{mix}$**  as input for the road design



# Recap of 2016 – Numeric Model

## Fatigue criteria



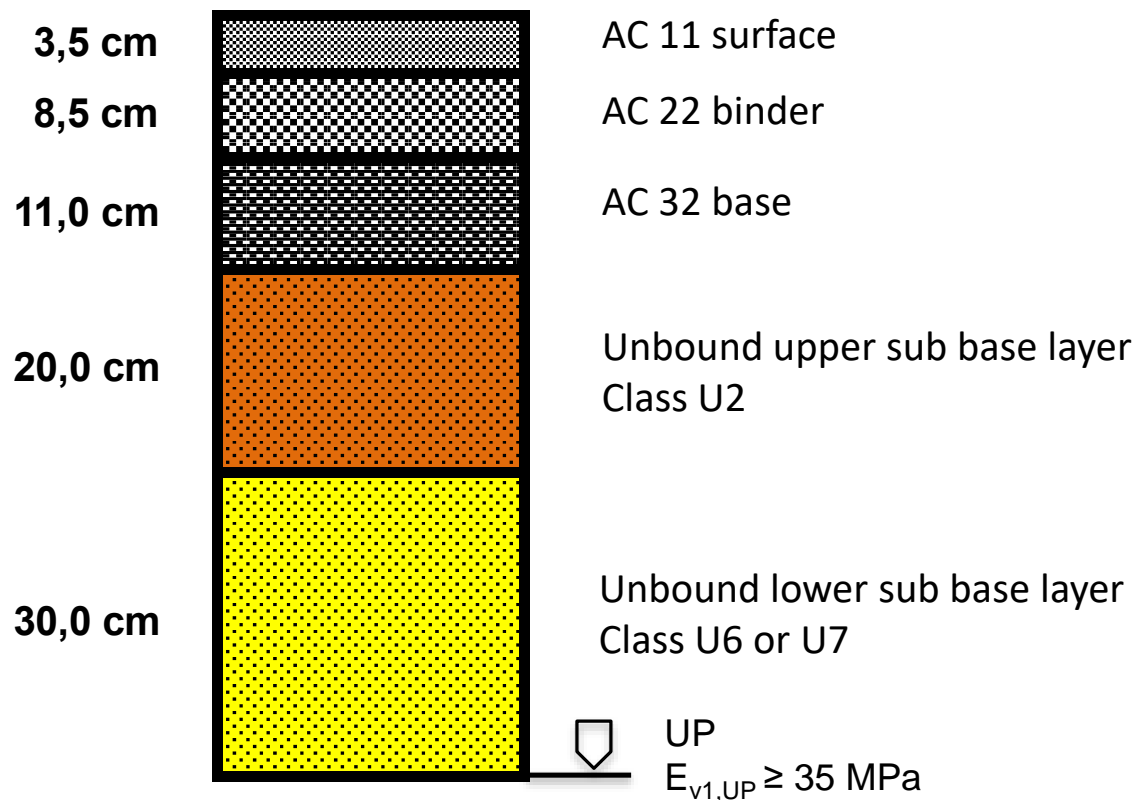
**Calculation of the allowed load cycles until the pavement failure**



# Recap of 2016 – Example

## Highway load class 10

### Pavement structure



### → Variant

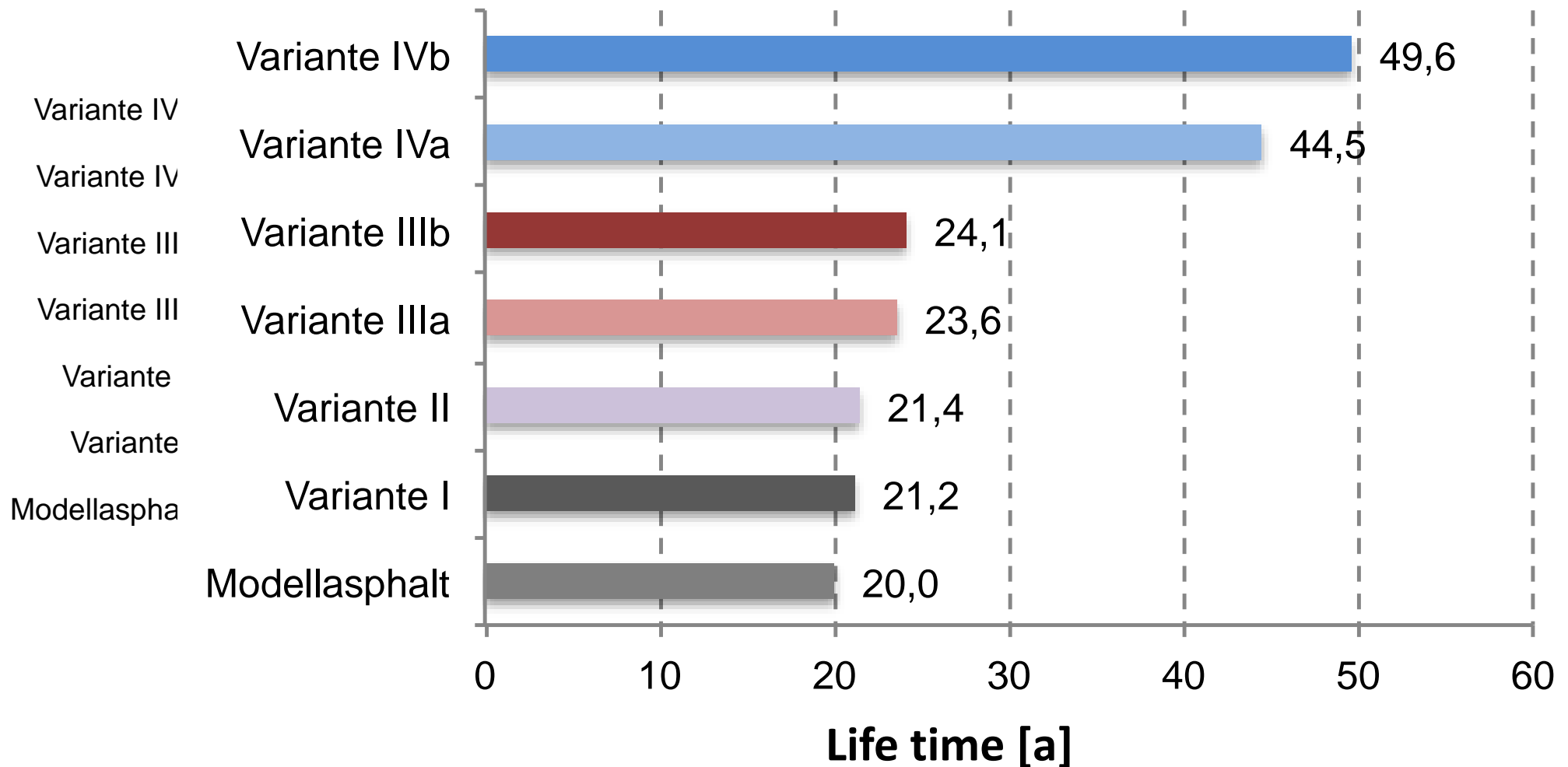
- 70/100
- PmB 45/80-65
- PmB 25/55-65
- PmB 45/80 RC



# Recap of 2016 – Example

## Highway load class 10

### Calculation of the life time until the pavement fails



# Additional product

## Bituminous binder properties

### PmB HiM – OMV Starfalt® PmB 45/80-80

		OMV Starfalt® PmB			
Type of Binder acc. EN 14023		25/55-65	45/80-65	45/80 RC	PmB HiM
Requirement / Characteristic	Unit	Range of Values			
Penetration at 25°C	x0.1 mm	25 - 55	45 - 80	45 - 80	45-80
Softening point	°C	≥ 65	≥ 65	≥ 70	≥ 80
Force ductility	J/cm <sup>2</sup>	≥ 3 (5°C) ≥ 3 (10°C)	≥ 3 (5°C)	≥ 3 (5°C)	≥ 3 (10°C)
Mass change at 163°C	%	≤ 0,5	≤ 0,5	≤ 0,5	≤ 0,5
Retained penetration	%	≥ 60	≥ 60	≥ 60	≥ 60
Increase in softening point	°C	≤ 8	≤ 8	≤ 8	≤ 8
Flash point	°C	≥ 250	≥ 250	≥ 250	≥ 250
Fraass breaking point	°C	≤ - 12	≤ - 18	≤ - 18	≤ - 20
a Elastic recovery (25°C)	%	≥ 80	≥ 80	≥ 80	≥ 80 (95)
Storage stability - difference in softening point	°C	≤ 5	≤ 5	≤ 5	≤ 5
Elastic recovery (25°C) acc. to EN 12607	%	≥ 60	≥ 70	≥ 70	≥ 70 (80)

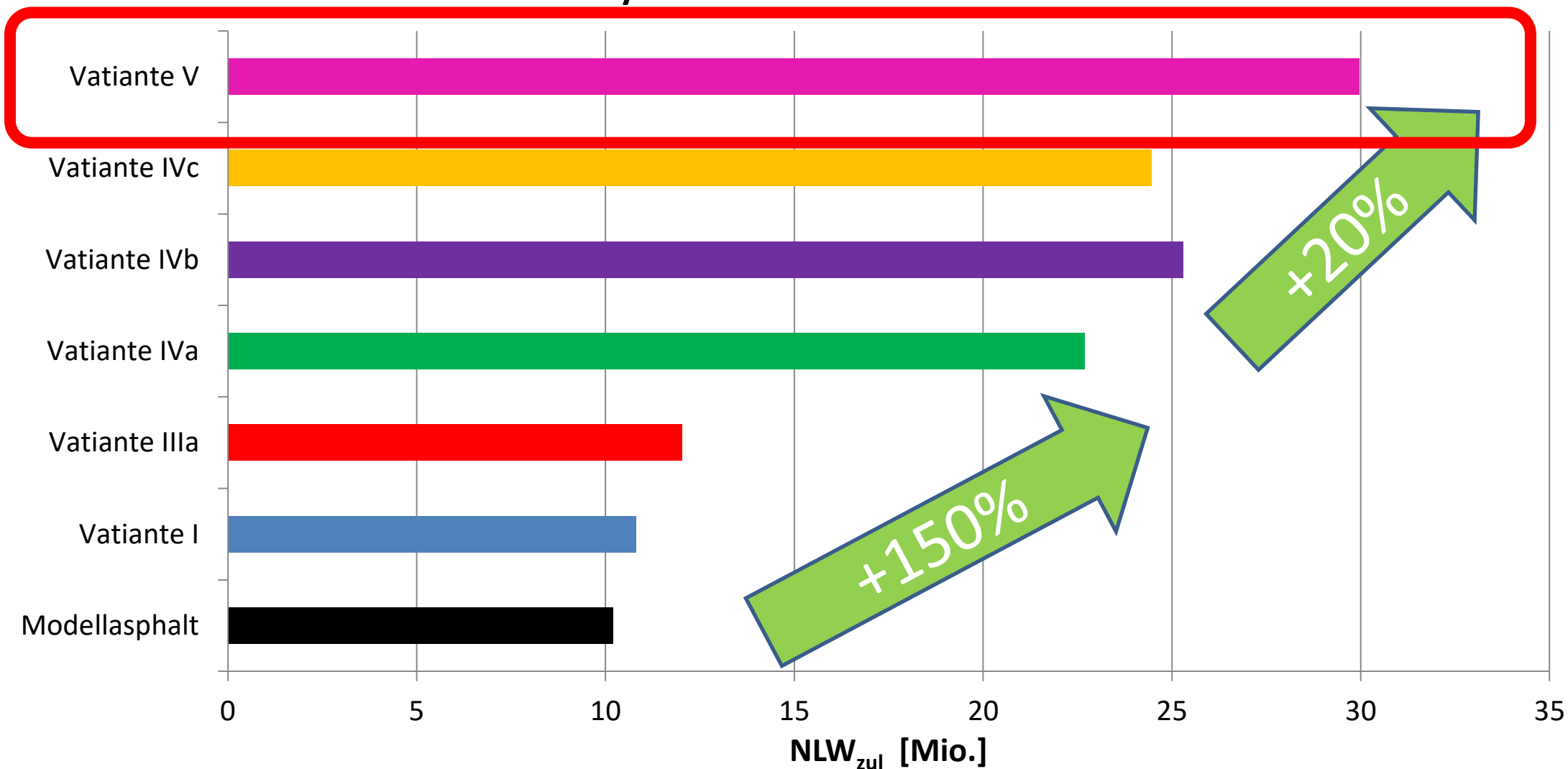




# Additional product

## Pavement Design results

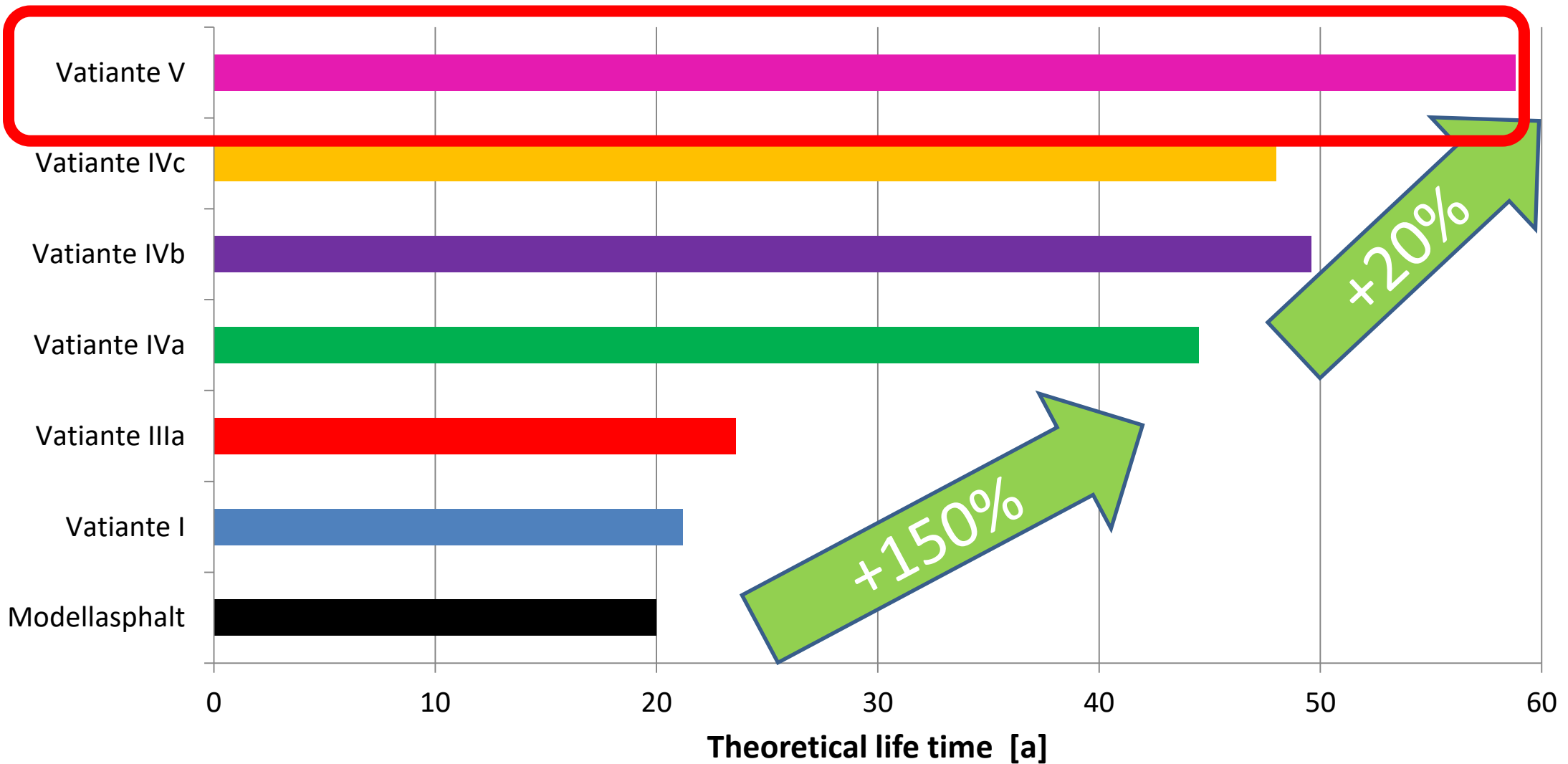
Allowed load cycles for load class 10 until it fails



# Additional product

## Pavement Design results

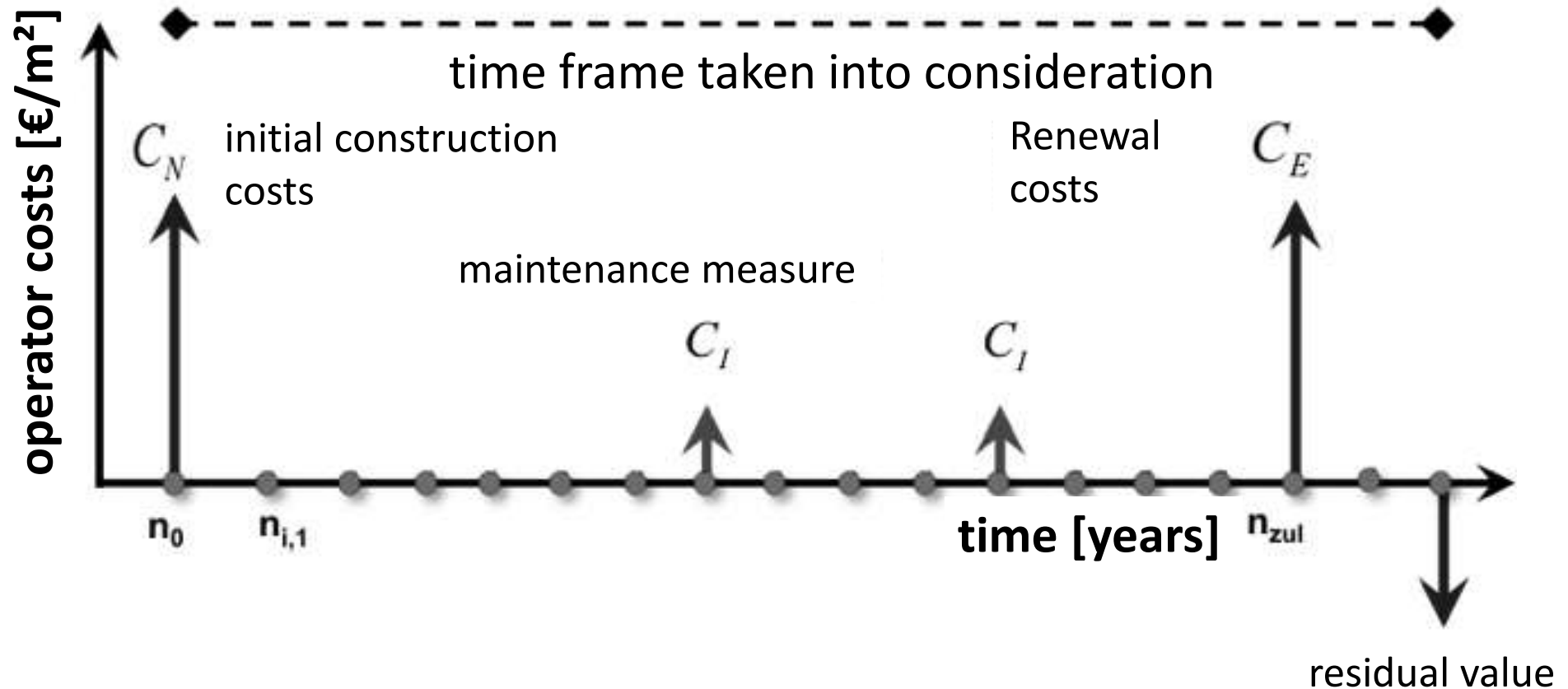
Structural life time for load class 10



# Life Cycle Costs Analysis – LCCA

## Methodology

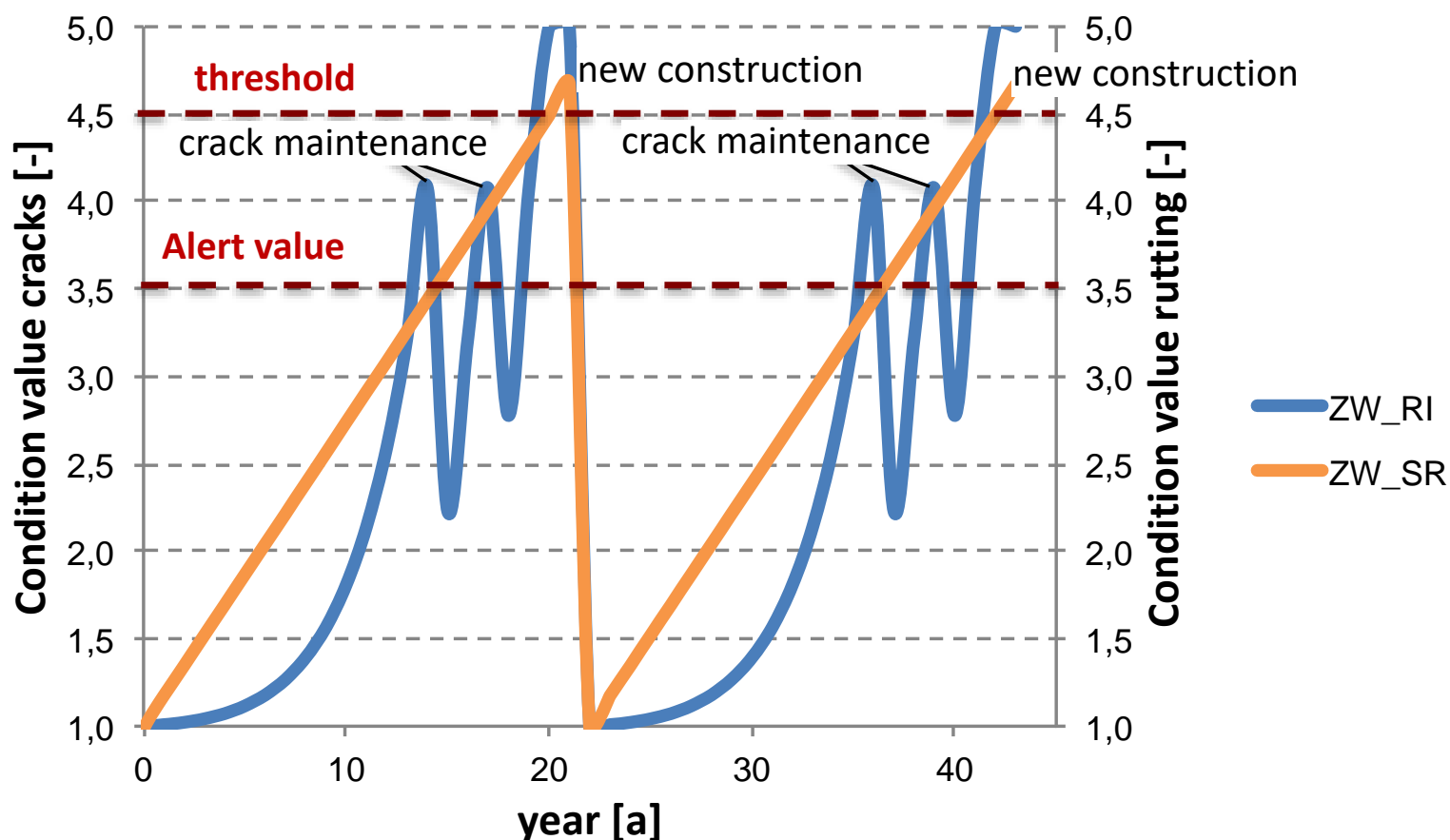
- ▶ Consideration of pavements for initial construction, maintenance, renewal and residual value at the end of the life cycle (public easement costs)
- ▶ Calculation of **net present value & annuity**



# Life Cycle Costs Analysis – LCCA

## Simulation of the condition development

Main failure characteristics are cracks and deformation/rutting



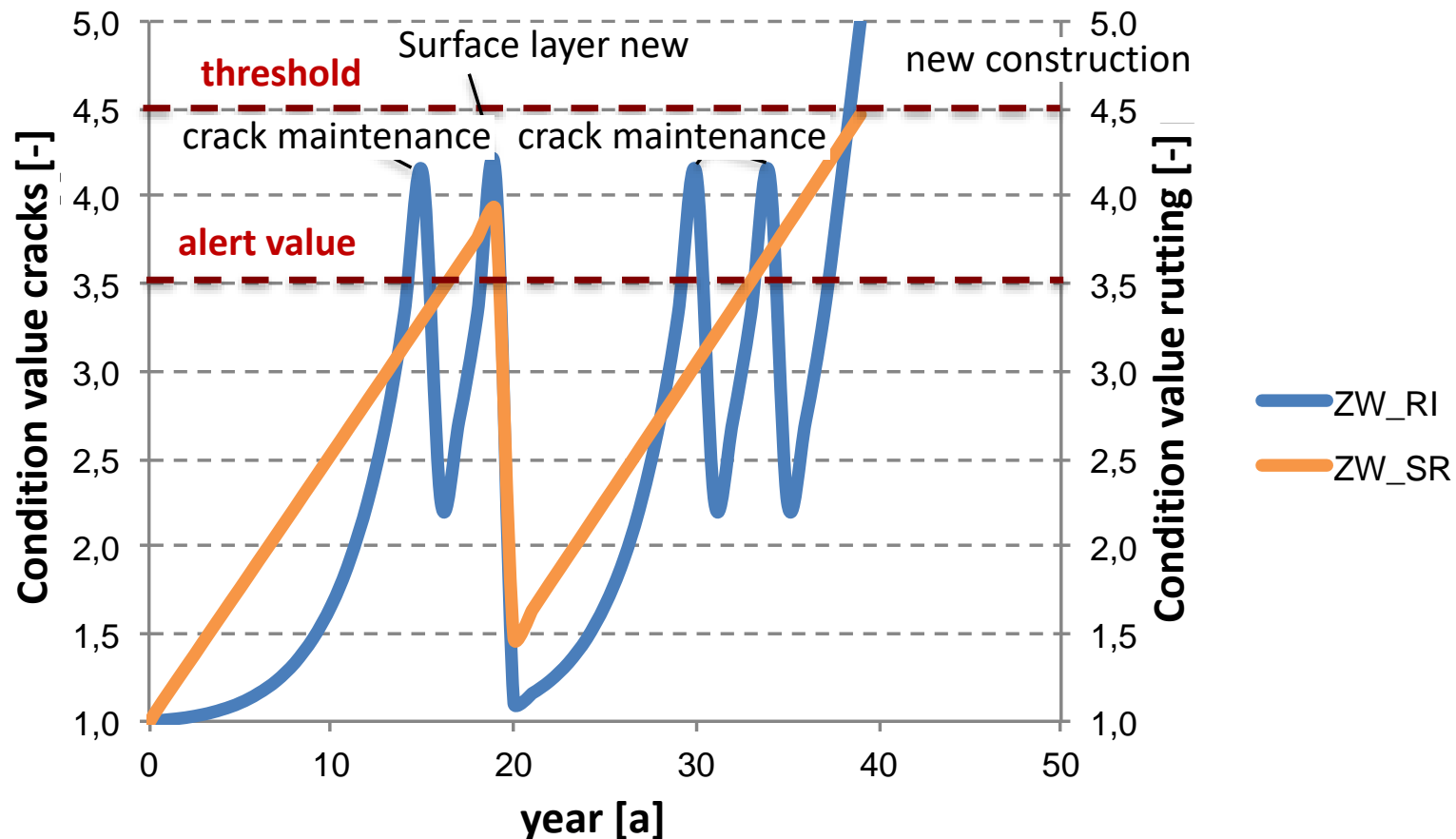
Construction type AS1-LC10, Variant I - pavement with paving grade bitumen



# Life Cycle Costs Analysis – LCCA

## Simulation of the condition development

Main failure characteristics are cracks and deformation/rutting



Construction type AS1-LC10, Variant IV - asphalt pavement with PmB



# Life Cycle Costs Analysis – LCCA

## Standard cycles in the consideration period

### Construction type AS1-LC10

Time frame of 50 years were taken into consideration

Variant	description	maintenance measure			reconstruction of bit. bound pavement	residual value after 50 years (bit. bound pavement)
		crack maintenance		reconstruction surface layer		
		year [a]	share [%]	year [a]		
variant I	only PgB	13/17/36/39	8,8	-	22/43	66,7
variant II	surface layer with PmB	15/37	9,0	-	22/43	66,7
variant III a/b	surface and binder layer with PmB	15/40	9,0 / 6,6	20/45	24/50	100
variant IV a	only PmB	15/30/34	9,0	20	39	71,8
variant IV b/c		15/30/34/39	9,0	20	44	86,4

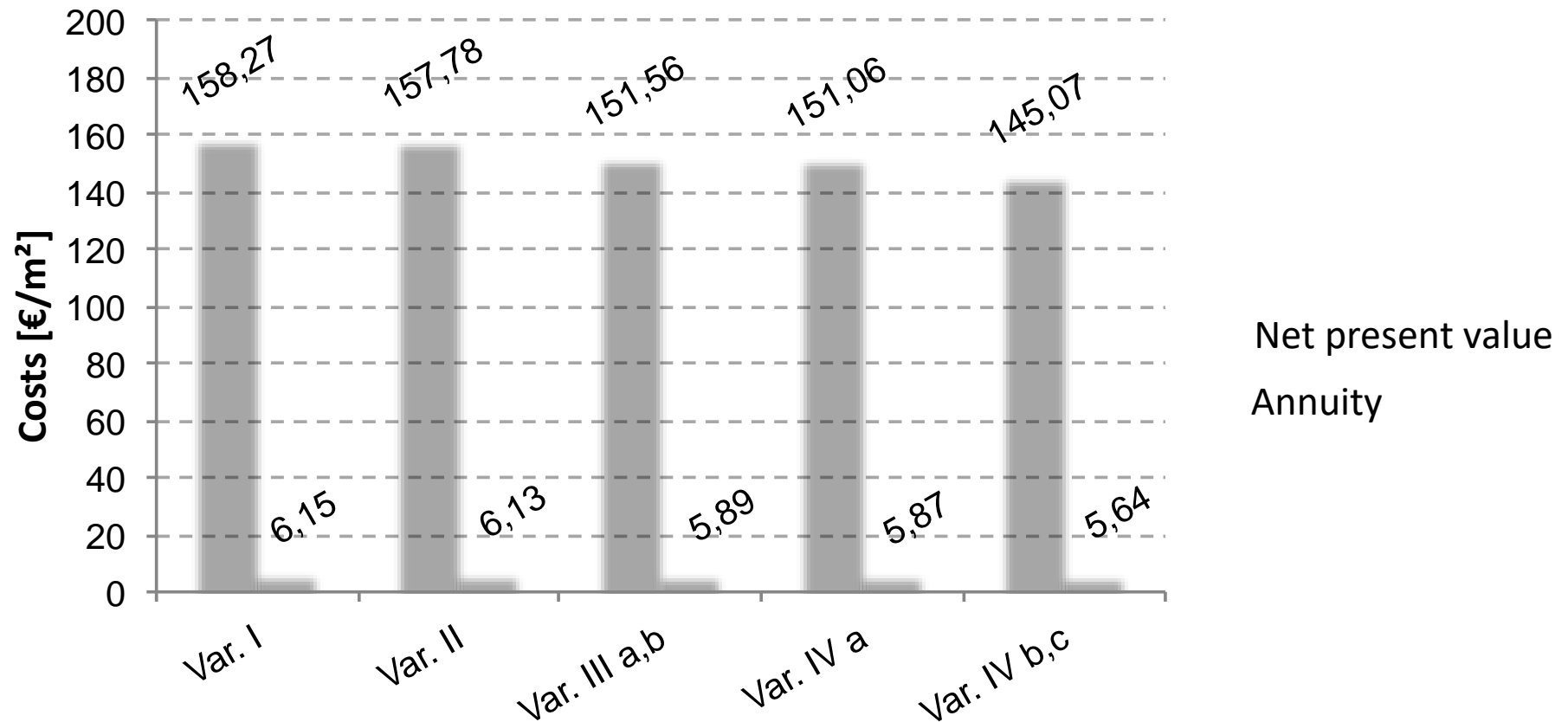


# Life Cycle Costs Analysis – LCCA

## Net present value & Annuity

### Construction type AS1-LC10

Time frame of 50 years were taken into consideration



Average prices (price base 2015, construction site bigger than 5.000 m<sup>2</sup>), interest rate  $i = 3\%$

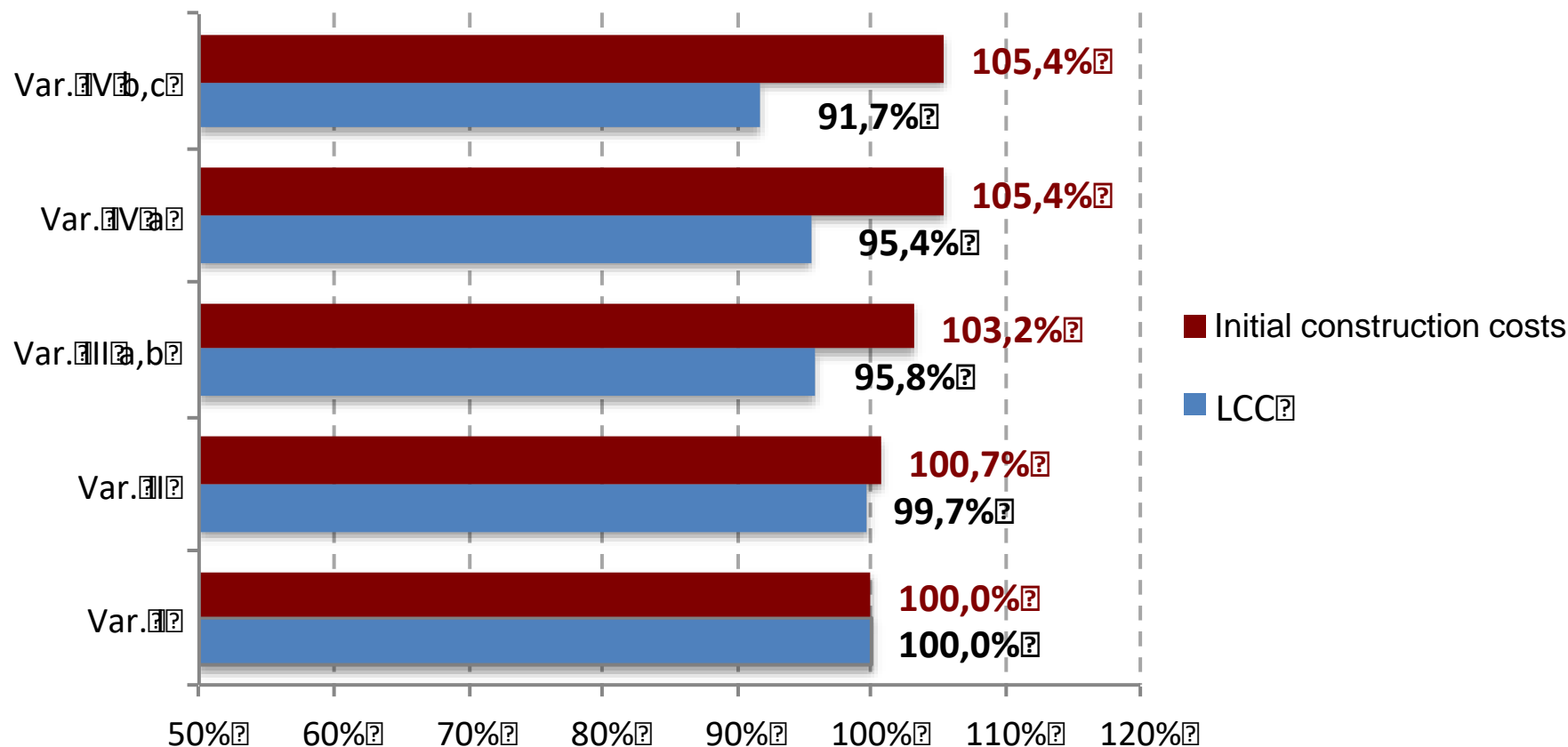


# Life Cycle Costs Analysis – LCCA

## Construction costs vs. Life Cycle Costs

### Construction type AS1-LC10

Time frame of 50 years were taken into consideration



Average prices (price base 2015, construction site bigger than 5.000 m<sup>2</sup>), interest rate  $i = 3\%$





# Resume

---

- ▶ Do **performance related tests** (fatigue and dynamic stiffness tests)
- ▶ Change design process and take the **real properties** of the asphalt mixtures into consideration (higher quality - longer life time – less maintenance)
- ▶ Bitumen **type and quality** has a **huge impact** on the **life span** of a pavement
- ▶ Significant **increase of life span** if **high quality PmB is used** for the whole pavement structure
- ▶ **LCCA is necessary** for a proper evaluation of initial construction costs
- ▶ Only PmB -> 5% higher initial costs but **8% less LCC**



# CEE Road pavement design workshop 2016

---

- ▶ 3<sup>rd</sup> time (2008 – 2012 – 2016) – ZAS, Czech asphalt association and OMV
- ▶ Experts of 8 participating countries
- ▶ 42 participants
- ▶ Actual and future road design approach
- ▶ Project idea: international cooperation in road design (comparison of the various road design approaches)
- ▶ Next one in 2 or 4 years again
- ▶ More participants and more countries



# CEE Road pavement design workshop 2016

---



Međunarodni seminar ASFALTNI KOLNICI 2017  
Opatija, 05. – 06.04.2017

Markus Spiegl, OMV Refining & Marketing



# Questions?

[markus.spiegl@omv.com](mailto:markus.spiegl@omv.com)

[office@interchem.at](mailto:office@interchem.at)



OMV Refining & Marketing

OMV  
**STARFALT**  
HIGH PERFORMANCE BITUMEN



Moving more. Moving the future.   
OMV